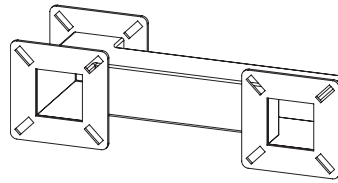




IN THE BOX

Make sure you have everything shown here.

Security Brands, Inc. offers multiple pedestal models (sold separately).



Tandem Adapter (Model 2-061)



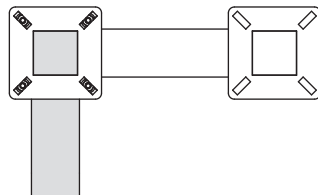
Carriage Bolt (12x)



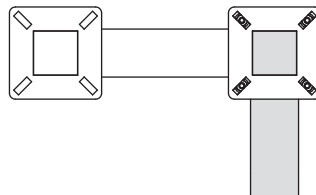
Hex Nut (12x)

MOUNTING OPTIONS

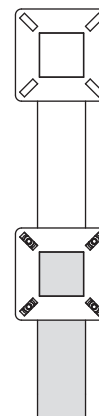
The Tandem Adapter can be attached to your pedestal in multiple orientations based on your particular needs.



Default Orientation



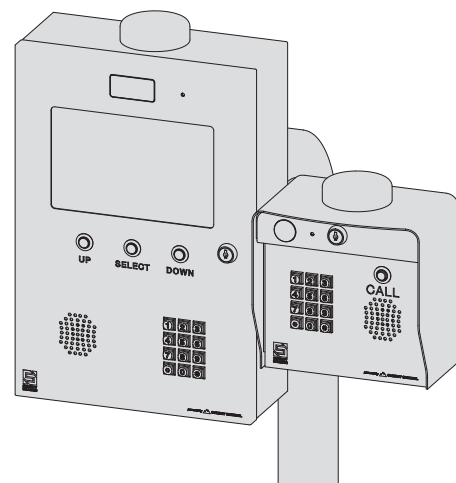
Reverse Orientation



Stacked Orientation

INSTALLATION

1. Attach Tandem Adapter to gooseneck pedestal using 4 carriage bolts and 4 hex nuts in desired orientation shown above.
2. Fish all necessary wires through adapter starting from pedestal.
3. Attach first unit to either available mounting plate using 4 carriage bolts and 4 hex nuts, fastening hex nuts inside unit for added security.
4. Attach second unit to either available mounting plate using 4 carriage bolts and 4 hex nuts, fastening hex nuts inside unit for added security.



Two-Year Limited Warranty

Visit securitybrandsinc.com/warranty/ for details



NEED HELP

call
(972) 474-6390
 or email
techsupport@securitybrandsinc.com



SECURITY BRANDS INCTM
 your *partner* in access control