

ACTIVATION GUIDE

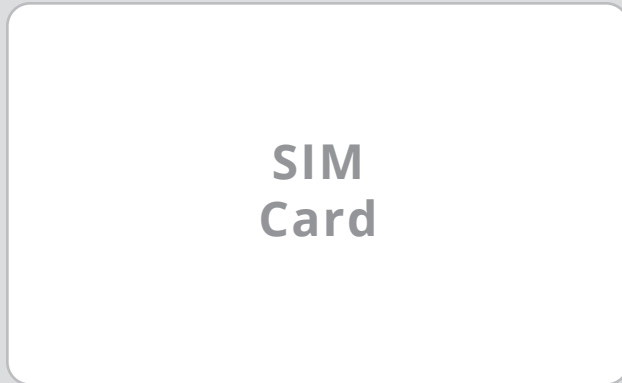
IMPORTANT!

Leave with
system
owner

ACTIVATION INFORMATION




Serial Number



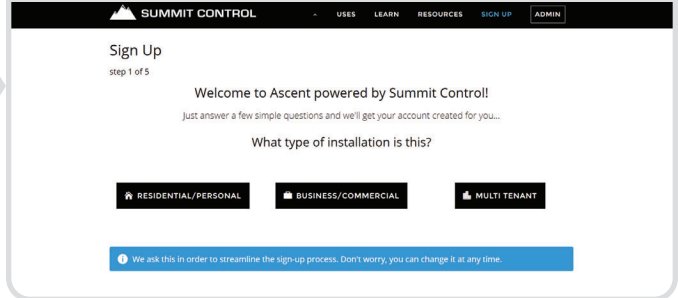
**SIM
Card**

FLIP PAGE TO GET STARTED

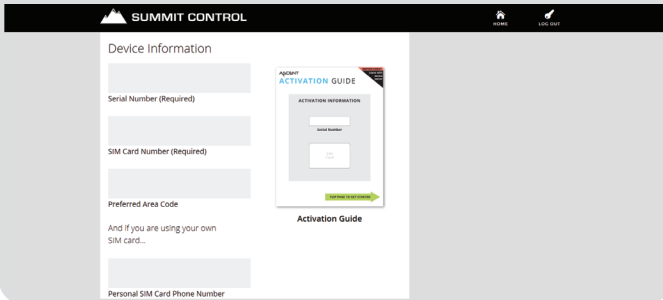
1 Go to **summitcontrol.com** and click **SIGN UP** in the navigation menu.



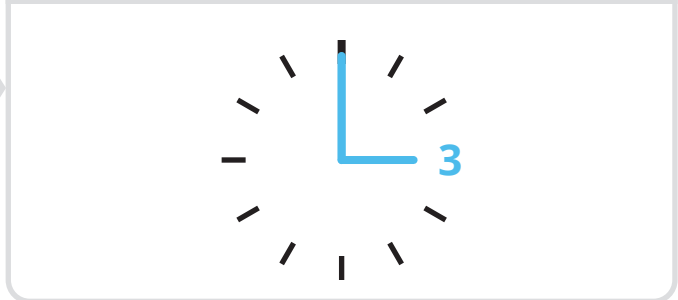
2 Follow the sign-up process, answering a few simple questions to choose and purchase the plan that fits your needs.



3 The final step requires entering the unique **serial number** and **SIM card number** for your Ascent unit.



4 Your new Ascent will be activated the same day if we receive the request by **3 pm Central, Mon-Fri.**



AND THAT'S IT!

Once your Ascent unit is activated, you will see your admin dashboard when you log in to Summit Control Admin. Once that happens, you are free to begin setting up and using your new Ascent.

If you need help, give us a call at **(844) 259-8265**.

*it's that simple!*TM

